

The background of the lower half of the page is a photograph of a medical room. It includes a medical cart with a monitor displaying a waveform, a whiteboard, and various medical equipment. Overlaid on this image are several large, semi-transparent teal geometric shapes, primarily triangles and polygons, that create a modern, layered design.

**RYAN PLUS MEDICAL  
EQUIPMENT TRADING  
L.L.C**



**RYAN PLUS MEDICAL EQUIPMENT TRADING L.L.C**

**Where Quality Meets Care**



# contents

<b>1</b>	<b>Hospital Furniture</b>	<b>05</b>
	<b>Medical Bed</b>	<b>06</b>
	Electrical Bed	06
	Manual Bed	12
	Child Bed	16
	<b>Stretcher</b>	<b>18</b>
	Ambulance Stretcher	18
	Patient Transfer Stretcher	21
	Non Magnetic Stretcher	25
	<b>Medical Trolley</b>	<b>26</b>
	Medical Workstation Trolley	26
	Wireless Nursing Trolley	26
	Instrument Trolley	27
	Anesthesia Trolley	27
	Emergency Trolley	28
	Medicine Trolley	29
	Infusion Trolley	30
	Treatment Trolley	30
	Linen Trolley	31
	Patient Trolley	31
	Utility Trolley	32
	Steel-Plastic Trolley	32
	<b>Examination Couch</b>	<b>33</b>
	<b>Medical Chair</b>	<b>34</b>
	Dialysis Chair	34
	Elderly Chair	36
	Accompany Chair	37
	Infusion Chair	39
	Waiting Chair	40
	<b>Bedside Cabinet</b>	<b>41</b>
	<b>Overbed Table</b>	<b>41</b>
	<b>Bedside Screen</b>	<b>41</b>
	<b>Mattress</b>	<b>42</b>
	<b>IV Pole</b>	<b>42</b>
<b>2</b>	<b>Rehabilitation</b>	<b>43</b>
	Wheelchair	44
	Patient Transfer Chair	44
	Nursing Bed	45
	Crutch	45
	Walking Aid	45
	Bath Chair	46
	Commode Chair	46
	Electrical Patient Lift	46

## 3 Operating Room Equipment 47

Operating Table	48
Dental Chair	51
Operating Lamp	52
Medical Pendant	59
Bed Head Unit	60
CV And Blood Freezer	60
Anesthesia Machine	61
Ventilator Machine	62
Obstetric Table & Bed	63
Infant Incubator	66
Suction Machine	68
Oxygen Concentrator	68
Autoclave	69

## 4 Medical Device 71

Patient Monitor	72
Infusion and Syringe Pump	73
B Ultrasound Machine	74
Defibrillator Machine	78
ECG	79
Diathermy Machine	79
Pulse Oximeter	79
BP Machine	79

## 5 Imaging Equipment 80

Mammography	81
Radiology Facility	81
C-Arm Machine	81
Digital X-Ray Machine	83
Dental X-Ray Machine	84

## 3 Stainless Steel Medical Equipment 85

# RYAN PLUS MEDICAL EQUIPMENT TRADING L.L.C

RYAN PLUS MEDICAL EQUIPMENT TRADING L.L.C. is a leading provider of high-quality medical devices and healthcare solutions, committed to improving patient care through innovation and precision.

Established in 2024 and headquartered in Dubai, United Arab Emirates, but it carries over 15 years of experience in international markets. We serve healthcare providers across the UAE and the surrounding region.

The company specializes in medical equipment, dialysis unit design and maintenance, water treatment systems, and industrial pump technologies. We are dedicated to delivering high-quality, innovative, and sustainable solutions

RYAN PLUS remains dedicated to advancing healthcare standards and improving patient outcomes throughout the region.



Date: 1/4/2025

## Manufacturer's Authorization

To Whom It May Concerns,

We, **Anhui Liaison Medical Equipment Co., Ltd.** is a reputable manufacturer of Hospital furniture, Medical device, Operating Equipment and other medical supplies having factory at **No.3333, Hangzhou Road, Baohe District, Hefei, Anhui Province, China** do hereby authorize:

**Company: Ryan Plus Medical Equipment Trading L.L.C**

**Country: United Arab Emirates**

To be our exclusive distributor, **Ryan Plus Medical Equipment Trading L.L.C.** is our authorized exclusive distributor and they are authorized to submit a bid the purpose of which is to provide the Goods manufactured by us and to subsequently negotiate and sign the Contract in the territory of **United Arab Emirates**

We **Anhui Liaison Medical Equipment Co., Ltd.** / Our authorized agent **Ryan Plus Medical Equipment Trading L.L.C.** would be able to offer the installation, Training, Service and warranty at site and fulfill all terms manufactured by us.

Sincerely,

Name: Lilian Hu

Authorized signature:  
Title: Sales Manager

Lilian Hu



 <b>Documentation Review</b> 	
No. 19827.ALM00P	
<b>Holder:</b>	Anhui Liaison Medical Equipment Co., Ltd. No. 3333, Hangzhou road, Baohu district, Hefei, Anhui province, China
<b>Review goal:</b>	Verification of the presence of the Technical file in regard of the Medical Devices Directive 93/42/EEC, Annex VI
<b>Product:</b>	Medical Cots Medical Beds Medical Stretcher Operating Table
<b>Model(s):</b>	See the following annex I
<b>Classification:</b>	Class I (according to the manufacturer's declaration)
<b>Review output:</b>	We attest that a Technical file is in place for the CE marking process. The document has been issued on voluntary basis and not in MB, however the manufacturer is responsible and not exempted to carry out all the necessary activities as required by the Directive before placing the CE mark on the product.
<b>Date of issue:</b> 17 January 2018	<b>Survey date:</b> 16 January 2018
Chief Manager  	Deputy Manager  

The background of the slide is a teal-colored geometric pattern consisting of several overlapping chevron shapes pointing towards the right. In the background, there is a blurred image of a factory or manufacturing plant, showing various pieces of industrial machinery and equipment, which appears to be related to the production of hospital furniture.

# **01**

## **Hospital Furniture**



## Medical Bed — Electrical Bed

### MN-EB001S Ten Functions ICU beds



#### Technical Specification:

External Length:	2290mm
External width:	1020mm
Adjustable height range:	500-1000mm
Mattress platform:	L(1830-2030)*W820mm
Backrest section adjustment range:	0-60°
Knee section adjustment range:	0-45°
Trendelenburg & Reserve-Trendelenburg:	0-10°
Left Tilt:	0-10°
Right Tilt:	0-10°
Loading capacity:	250kg

#### Technical Configuration:

Linear Motor	7 pcs
6inch double side secure castor, central braking	4 pcs
ABS head and foot board, one step removable	1 set
ABS side rail with integrated LCD control panel	4 pcs
IV pole	1 pc
5th Directional wheel	1 pc
X-Ray radiolucent bed platform	1 set
Braking pedal	2 pcs
Night light	1 set
Data storage system	1 set
CPR quick release system (manual and electric)	1 set
Bed push handle for emergency transfer	1 set
Weighing system	

#### Technical Specification:

External Length:	2290mm
External width:	1020mm
Adjustable height range:	500-1000mm
Mattress platform:	L(1830-2030)*W820mm
Backrest section adjustment range:	0-75° ± 5°
Knee section adjustment range:	0-45° ± 5°
Trendelenburg & Reserve-Trendelenburg:	0-12°
Loading capacity:	250kg

#### Technical Configuration:

Linear Motor	6pcs
6inch double side secure castor, central braking	4pcs
ABS head and foot board, one step removable	1set
ABS side rail with integrated LCD control panel	4pcs
IV pole	1pc
5th Directional wheel	1pc
X-Ray radiolucent bed platform	1set
Braking pedal	2pcs
Night light	1set
Data storage system	1set
CPR quick release system (manual and electric)	1set
Bed push handle for emergency transfer	1set
Weighing system	

### MN-EB001 8 Functions electrical hospital beds



## MN-EB002

### Seven Functions LINAK MOTOR ICU Beds



#### Technical Specification:

Size:	223*99*105*57/82CM
Mattress platform:	L(1830-2030)*W820mm
Backrest section adjustment range:	0-75° ±5°
Knee section adjustment range:	0-45° ±5°
Trendelenburg & Reserve-Trendelenburg:	0-12°
Left Tilt:	0-12°
Right Tilt:	0-12°
Loading capacity:	250kg

#### Technical Configuration:

Linear Motor	6pcs
6inch double side secure castor, central braking	4pcs
ABS head and foot board, one step removable	1set
IV pole	1pc
Braking pedal	2pcs
CPR Manual	1set



#### Technical Specification:

Size:	L213*W105*H45-70cm
Loading capacity:	250kg

#### Technical Configuration:

5 inch double side secure castor, central braking	4pcs
ABS head and foot board, one step removable	1set
ABS side rail with integrated control panel and angle indicator	4pcs
IV pole	1pc
Bumper wheels on each corner	4pcs
Braking pedal	2pcs
Weighing System	



## MN-EB003 VIP Electrical Hospital Beds



## MN-EB003S

### New Design Five Function ICU Bed



#### Parameters:

Size:	L213*W105*H45-70cm
Loading capacity:	250kg
Linak Motor	4pcs
ABS head and foot board	1set
ABS Side Rails	4pcs
Embedded Control Panel	2Pcs
IV pole	1pc
Angle indicator	2Pcs
Central Lock 5" Castors	4Pcs



## MN-EB004 Five Function Electrical Beds

### Parameters:

Size:	L213*W105*H45~70cm
Loading capacity:	250kg
Linak Motor	4pcs
ABS head and foot board	1set
ABS Side Rails	4pcs
Hand Hold Control	2Pcs
IV pole	1pc
Central Lock 5" Castors	4Pcs
CPR Release Holder	2Pcs



## MN-EB014 Five Function New Design Electrical Bed



### Parameters:

Size:	L213*W105*H45~70cm
Loading capacity:	250kg
Linak Motor	4pcs
ABS head and foot board	1set
ABS Side Rails	4pcs
Hand Hold Control	2Pcs
IV pole	1pc
Central Lock 5" Castors	4Pcs
CPR Release Holder	2Pcs



## MN-EB015 Five Function 3 Controllers Electrical Bed

### Parameters:

Size:	L213*W105*H45~70cm
Loading capacity:	250kg
Linak Motor	4pcs
Electrical CPR	1Pcs
ABS head and foot board	1set
ABS Side Rails	4pcs
Hand Hold Control	1Pcs
Embedded Control in Side Rails	2Pcs
Embedded Control in Foot board	1Pcs
Central Lock 5" Castors	4Pcs



## MN-EB005 Five Function Paramount Type Hospital Beds



### Parameters:

Size:	L213*W105*H45-70cm
Loading capacity	250kg
Linak Motor	4pcs
ABS head and foot board	1set
ABS Side Rails	4pcs
Hand Hold Control	1pc
IV pole	1pc
Central Lock 5" Castors	4pcs



## MN-EB006 Five Function



Central Lock System

## MN-EB006A Five Function



Without Central Lock System

## MN-EB006B Three Function



Without Central Lock System



### Parameters:

Size:	L213*W105*H45-70cm
Bed Frame:	Powder Coating Steel
Motors	4pcs
ABS head and foot board	1set
ABS Side Rails	4pcs
Hand Hold Control	1Pc
IV pole	1pc
Central Lock 5" Castors	4Pcs



## MN-EB017 Five Function ICU Bed

### Technical Specification:

Size:	223*99/105*57/82CM
Mattress platform:	L(1830-2030)*W820mm
Backrest section adjustment range:	0-75° ± 5°
Knee section adjustment range:	0-45° ± 5°
Trendelenburg & Reverse-Trendelenburg:	0-12°
Left Tilt:	0-12°
Right Tilt:	0-12°
Loading capacity:	250kg



## MN-EB007 Five Function Basic Electrical Bed



### Parameters:

Size:	L213*W96*H45-70cm
Bed Frame:	Powder Coating Steel
Motors:	4pcs
ABS head and foot board	1set
Aluminum Alloy Side Rails	2pcs
IV pole	1pc
Central Lock 5** Castors	4Pcs



## MN-EB008 Five Functions Basic Electrical Hospital Beds

### Parameters:

Size:	L213*W96*H45-70cm
Motors:	4pcs
ABS head and foot board	1set
Aluminum Alloy Side Rails	2pcs
Hand Hold Control	1Pc
IV pole	1pc
Castors with Brake	4Pcs



## MN-EB009 Three Function Electrical Hospital Beds



### Parameters:

Size:	L213*W105*H45-70cm
Motors:	3pcs
ABS head and foot board	1set
ABS Side Rails	4pcs
Hand Hold Control	1pc
IV pole	1pc
Central Lock 5" Castors	4pcs



## MN-EB009A Economical Three Function Electrical Bed

### Parameters:

ABS head and foot board	1set
ABS Side Rails	4pcs
Hand Hold Control	1Pc
IV pole	1pc
Central lock 5" Castors	4Pcs



## MN-EB011 Ultra Low 3 Function Electrical Bed ( Minimum Height 35CM)



### Technical Parameter:

Size:	L213*W96*H35-62cm
Loading capacity:	150kg
Motor	3pcs
ABS head and foot board	1set
Aluminum Alloy Side Rails	2pcs
IV pole	1pc



## MN-EB012 Three Function Manual&Electric Bed

### Technical Parameter:

Size:	L213*W105*H35-62cm
Loading capacity:	150kg
Motor	3pcs
Crank	3pcs
ABS head and foot board	1set
ABS Side Rails	4pcs
IV pole	1pc



## Medical Bed — Manual Bed

### MN-MB012

#### ABS Side Rails 4 Crank Manual Bed



##### Parameters:

Size:	L213*W105*H48-70cm
ABS head and foot board	2Pcs
ABS side rail	4pcs
Crank Quantity:	4Pcs
Brake with Lock	4Pcs
Accessories:	IV Pole



### MN-MB002

#### Five Function Manual Hospital Beds

##### Parameters:

Size:	L213*W95*H48-70cm
ABS head and foot board	2Pcs
Aluminum side rail	2pcs
Crank Quantity:	4Pcs
Bed Castors with Brakes	
Accessories:	IV Pole



### MN-MB003A

#### Three Function Manual Hospital Beds



##### Parameters:

Size:	L213*W1050*H48-70cm
ABS head and foot board	2Pcs
ABS side rail	2Pcs
Crank Quantity:	3Pcs
Bed Castors with Brakes	
Accessories:	IV Pole



## MN-MB003 Three Function Manual Hospital Beds

### Parameters:

Size:	L213*W950*H48-70cm
ABS head and foot board	2Pcs
Aluminum side rail	2Pcs
Crank Quantity:	3Pcs
Bed Castors with Brakes	
Accessories:	IV Pole



## MN-MB005 Two Crank Manual Hospital Beds



### Parameters:

Size:	L213*W95*H48cm
ABS head and foot board	2Pcs
Aluminum side rail	2Pcs
Crank Quantity:	2Pcs
Bed Castors with Brakes	
Accessories:	IV Pole



## MN-MB006 Single Crank Manual Hospital Beds

### Parameters:

Size:	L213*W950*H48-70cm
ABS head and foot board	2Pcs
Aluminum side rail	2Pcs
Crank Quantity:	1Pcs
Bed Castors with Brakes	
Accessories:	IV Pole





## MN-MB007 Flat Hospital Bed



### Parameters:

Size:	L213*W950*H48-70cm
ABS head and foot board	2Pcs
Accessories:	IV Pole

## MN-OB001 Two Crank Orthopedic Hospital Beds

### Parameters:

Size:	L213*W950*H48-70cm
ABS head and foot board	2Pcs
Aluminum side rail	2pcs
Crank Quantity:	2Pcs
Central Lock System	
Accessories:	IV Pole



## MN-MB010 Three Function Hydraulic Hospital Beds



### Parameters:

Size:	L213*W950*H48-70cm
ABS head and foot board	2Pcs
ABS side rail	2Pcs
Crank Quantity:	2Pcs
Foot Pedal	1Pc
Hydraulic Pump	1Pc
Bed Castors with Brakes	
Accessories:	IV Pole

## MB011 Three Function Economical Hydraulic Hospital Bed

### Parameters:

Size:	L213*W950*H48-70cm
ABS head and foot board	2Pcs
ABS side rail	2Pcs
Crank Quantity:	2Pcs
Foot Pedal	1Pc
Hydraulic Pump	1Pc
Bed Castors with Brakes	
Accessories:	IV Pole
Back-rest Adjustment:	0-75° (±10°)
Knee-rest Adjustment:	0-35° (±10°)



## MN-MB013A Economical Single Crank Hospital Bed



### Parameters:

Size:	L213*W950*H48-70cm
ABS head and foot board	2Pcs
Aluminum side rail	2Pcs
Crank Quantity:	1Pcs
Bed Castors with Brakes	
Accessories:	IV Pole
Back-rest Adjustment:	0-75° (± 10°)



## MN-MB014A Economical Double Crank Hospital Bed

### Parameters:

Size:	L213*W95*H48cm
ABS head and foot board	2Pcs
Aluminum side rail	2Pcs
Crank Quantity:	2Pcs
Bed Castors with Brakes	
Accessories:	IV Pole



## MN-MB015A Economical Three Crank Hospital Bed



### Parameters:

Size:	L213*W950*H48-70cm
ABS head and foot board	2Pcs
Aluminum side rail	2Pcs
Crank Quantity:	3Pcs
Bed Castors with Brakes	
Accessories:	IV Pole



## Medical Bed — Child Bed

**MN-CB001**  
Two Crank Manual Child Bed



**Parameters:**

Size:	L168*W90*H60cm
ABS head and foot board	2Pcs
Aluminum side rail	2Pcs
Crank Quantity:	2Pcs
Bed Castors with Brakes	
Accessories:	IV Pole



**MN-CB002**  
Flat Child Cot Bed



**Parameters:**

Size:	L180*W90*H50cm
Aluminum side rail	2Pcs
Crank Quantity:	2Pcs
Bed Castors with Brakes	

**MN-CB003**  
Flat Baby Cot Bed




**Parameters:**

Size:	L1210*W69*H60cm
Aluminum side rail	2Pcs
Bed Castors with Brakes	2Pcs

**MN-CB004**  
Baby Cot



**MN-CB004A**  
Economical  
Baby Cot



Material: ABS/Steel/Aluminum Alloy  
4 Castors with brake

**MN-CB005  
Baby Cot**



**MN-CB005A  
New Design Baby Cot**



Material: ABS/Steel/Aluminum Alloy  
4 Castors with brake

**MN-CB006  
Baby Cot**



**Parameters:**

Size:	L160*W80*H60cm
304 Stainless Steel Head&Foot Board	2Pcs
304 Stainless Steel Side Rails	2Pcs
Crank Quantity:	2Pcs
Bed Castors with Brakes	
Accessories:	IV Pole



**MN-CB007  
Stainless Steel Baby Cot**

**Parameters:**

Size:	L73*W41*H61cm
304 Stainless Steel	
Bed Castors with Brakes	



## Stretcher — Ambulance Stretcher

### Emergency Stretcher

MN-AS006



190 \* 55 \* 50cm

MN-AS007



190 \* 55 \* 50cm

MN-AS007-1



190 \* 55 \* 50cm

MN-AS008



190 \* 55 \* 92cm

MN-AS008-1



190\*55\*92cm

MN-AS008-2



190\*55\*92cm

MN-AS009



190\*55\*92cm

MN-AS009-1



196\*55\*86cm

MN-AS010-1



196\*55\*84cm

MN-AS011-1



196\*55\*92cm

### Gondola Stretcher

MN-AS015



212\*67\*25cm

MN-AS016



190 \* 55 \* 92cm

MN-AS017



190\*55\*92cm

### Scoop Stretcher

MN-SS002



210\*44\*6cm

MN-SS003



210\*44\*6cm

MN-SS004



210\*44\*6cm

MN-SS004-1



210\*44\*6cm

### Folding Stretcher

MN-AS022



208\*55\*13cm

MN-AS024



214\*55\*12cm

MN-AS026



185\*55\*30cm

MN-AS027



185\*55\*20cm

MN-AS027-1



185\*55\*20cm

MN-AS029-1



188 \* 50 \* 20cm

MN-AS029-2



188 \* 50 \* 20cm

### Plastic Stretcher

MN-AS031




MN-AS032



MN-AS033



MN-AS034



MN-AS035



MN-AS036



### Upstair Stretcher

MN-AS041



MN-AS044-1



MN-AS046



## Stretcher — Patient Transport Stretcher

### MN-YD001 New Design Hydraulic Stretcher



#### Parameters:

Size:	1950*700*615-935mm
Back-rest lifting:	0° -82° (±5°)
Leg-rest lifting:	0° -30° (±5°)
Reserved trendelenburg:	0° -12°
Trendelenburg:	0° -12°
CPR function	
Height adjustment:	615-935mm
Loading bearing:	220kg
X-Ray Cassette for Back Section	
Central Lock System	
Aluminum alloy side rails	
4 PCs Bumpers for corners	
IV pole and Oxygen Cylinder holder	



### MN-YD002

### Paramount Type Deluxe Hydraulic Stretcher

#### Parameters:

Size:	1880*620*560-890mm
Back-rest lifting:	0° -75°
Leg-rest lifting:	0° -40°
Reserved trendelenburg:	0° -18°
Trendelenburg:	0° -18°
CPR function	
Height adjustment:	560-890mm
Loading bearing:	220kg
Central Lock System	
200mm Diameter Castors	
4 PCs Bumpers for corners	
5 <sup>th</sup> Castors beneath	
IV pole and Oxygen Cylinder holder	
Foldable Side Rails	



### MN-YD003 USA PUMP Hydraulic Stretcher



#### Parameters:

Size:	1950*700*615-935mm
Back-rest lifting:	0° -82° (±5°)
Leg-rest lifting:	0° -30° (±5°)
Reserved trendelenburg:	0° -12°
Trendelenburg:	0° -12°
Height adjustment:	615-935mm
Central Lock System for 150mm Castors	
PP Side rails	
IV pole and Oxygen Cylinder holder	
Loading bearing:	220kg





## MN-YD004

### Classic Hydraulic Stretcher

#### Parameters:

Size:	1950*700*615-935mm
Back-rest lifting:	0° -82° (±5°)
Leg-rest lifting:	0° -30° (±5°)
Reserved trendelenburg:	0° -12°
Trendelenburg:	0° -12°
CPR function	
Height adjustment:	615-935mm
Loading bearing:	220kg
X-Ray Cassette for Back Section	
Central Lock System	
Aluminum alloy side rails	
4 PCs Bumpers for corners	
IV pole and Oxygen Cylinder holder	



## MN-SD001

### Mechanical Transfer Stretcher



#### Parameters:

Size:	1930*645*500-900mm
Back-rest lifting:	0° -70°
Height adjustment:	500-900mm
Loading bearing:	220kg
Central Lock System	
150mm Diameter Castors	
5TH Castors beneath	
IV pole and Oxygen Cylinder holder	
ABS Side Rails	
Weight Capacity:	170KG



## MN-SD002

### Paramount Mechanical Transfer Stretcher

#### Parameters:

Size:	1930*645*510-850mm
Back-rest lifting:	0° -70°
Height adjustment:	560-890mm
Loading bearing:	220kg
Central Lock System	
150mm Diameter Castors	
5TH Castors beneath	
IV pole and Oxygen Cylinder holder	
Foldable Side Rails	
Weight Capacity:	170KG



## MN-SD006 Economical Paramount Type Stretcher



### Parameters:

Size:	1930*645*510-850mm
Back-rest lifting:	0° - 70°
Height adjustment:	560-890mm
Loading bearing:	220kg
Central Lock System	
150mm Diameter Castors	
5TH Castors beneath	
IV pole and Oxygen Cylinder holder	
Foldable Side Rails.	
Weight Capacity:	170KG



## MN-SD003 Mechanical Exchange Stretcher

### Parameters:

Size:	1900*640*690-900mm
Back-rest lifting:	0° - 70°
Height adjustment:	690-900mm
Central Lock System	
150mm Diameter Castors	
5" castor	
IV pole and Oxygen Cylinder holder	
ABS Side Rails	
Weight Capacity:	250KG



## MN-SD004 Mechanical Exchange Stretcher



### Parameters:

Size:	3650*640*640-900mm
Back-rest lifting:	0° - 70°
Height adjustment:	690-900mm
Central Lock System	
150mm Diameter Castors	
5" castor	
IV pole and Oxygen Cylinder holder	
ABS Side Rails	
Weight Capacity:	250KG



### MN-ED001 Deluxe Electrical Stretcher



#### Parameters:

Size:	1950*700*615-935mm
Back-rest lifting:	0° -82° (±5°)
Reserved trendelenburg:	0° -12°
Trendelenburg:	0° -12°
Height adjustment:	615-935mm
Central Lock System for 150mm castors	
PP Handrails	
4 PCs Bumpers for corners	
IV pole and Oxygen Cylinder holder	
5" castor	

### MN-ED002 Economical Electrical Stretcher



#### Parameters:

Size:	1950*700*615-935mm
Back-rest lifting:	0° -82° (±5°)
Height adjustment:	615-935mm
Central Lock System for 150mm castors	
PP Handrails	
IV pole and Oxygen Cylinder holder	
5" castor	

#### Specification:

Frame ,side rail and bed base and PU water bath  
Pump:American powerpacker hydraulic Pump  
Bottom platform is imported PP material  
Center-controlled brake system,with four 20cm castors

#### Function:

Trendelenburg:10°  
Anti-trendelenburg:0-10°  
Height adjustment :70-100cm

### MN-YD005 Hydraulic Shower Stretcher



### MN-YD006 Hydraulic Mortuary Stretcher



#### Specification:

Frame ,side rail and bed base: made of quality stainless steel  
Pump:American powerpacker hydraulic Pump  
Bottom platform is imported PP material  
Center-controlled brake system,with four 20cm castors  
equipped with fifth rise and fall guide wheel

#### Function:

Trendelenburg:10°  
Anti-trendelenburg:0-10°  
Height adjustment :70-100cm

## Stretcher — Non Magnetic Stretcher

### MN-AS008 Fixed Height MRI Stretcher



Dimensions:	190 x 55 x 71cm
Packing size:	195 x 62 x 72cm
Bearing weight:	≤159kg
Net weight:	27kg
Gross weight:	33kg

1. For non-magnetic room. Sponge padded stretcher surface
2. If the backrest of the non-magnetic cart needs to be adjusted, rotate the safety handle, and the backrest will be automatically lowered.
3. The non-magnetic trolley mattress can be disassembled by itself.
4. The casters are imported high-quality non-magnetic wheels.

### MN-AS009 Height Adjustable MRI Stretcher

technical parameter Highest bit:	190*55*60cm
Lowest bit:	190*55*40cm
net weight:	35kg
Gross weight:	41kg
Load bearing:	180kg
Carton size:	195*62*34cm

1. The trolley surface and the bed body adopt a separate structure
2. Adjustable cart height
3. The guardrails on both sides of the cart can be lowered or raised
4. Infusion pole can be inserted
5. Adjustable head





## Medical Trolley — Medical Workstation Trolley

MN-WT001



Size:480\*520\*900-938-1139mm

MN-WT001A



Size:480\*520\*900-938-1139mm

MN-WT001B



Size:480\*520\*900-938-1139mm

MN-WT002



Size:480\*520\*900-938-1139mm

MN-WT002A



Size:480\*520\*900-938-1139mm

MN-WT002B



Size:480\*520\*900-938-1139mm

## Medical Trolley — Wireless Nursing Trolley

MN-WT003



Size:520\*510\*1020mm

MN-WT004



Size:785\*475\*1000mm

MN-WT005



Size:650\*480\*950mm  
628\*475\*950mm

MN-WT006



Size:650\*480\*950mm  
626\*475\*950mm

MN-WT007



Size:650\*480\*950mm  
626\*475\*950mm

### Medical Trolley — Instrument Trolley

MN-IT001



Size: 480\*520\*920mm

MN-IT001A



Size: 480\*520\*920mm

MN-IT001B



Size: 480\*520\*920mm

MN-IT001C



Size: 480\*520\*920mm

MN-IT001D



Size: 480\*520\*920mm

MN-IT002



Size: 480\*520\*920mm

MN-IT003



Size: 480\*520\*920mm

### Medical Trolley — Anesthesia Trolley

MN-AC001



Size: 750\*475\*930mm  
850\*520\*930mm

MN-AC003



Size: 750\*475\*930mm  
850\*520\*930mm

MN-AC004



Size: 750\*475\*930mm  
850\*520\*930mm

MN-AC005



Size: 750\*475\*930mm  
850\*520\*930mm

MN-AC006



Size: 750\*475\*930mm  
850\*520\*930mm

MN-AC007



Size: 628\*475\*930mm  
650\*480\*930mm

MN-AC008



Size: 750\*475\*930mm  
850\*520\*930mm

## Medical Trolley — Emergency Trolley

MN-EC001



750\*475\*930mm

MN-EC001R



750\*475\*930mm

MN-EC002



625\*475\*930mm

MN-EC003



750\*475\*930mm

MN-EC004



750\*475\*930mm

MN-EC005



750\*475\*930mm

MN-EC006



650\*475\*930mm

MN-EC007



650\*475\*930mm

MN-EC008



625\*475\*930mm

MN-EC009



750\*475\*930mm

MN-MEGA



650\*475\*930mm

## Medical Trolley — Medicine Trolley

### MN-DC001 Double Side Drawer Medicine Trolley



Size	850 x 520 x 1010mm
Material	ABS, aluminum, steel. 4 column made of aluminum alloy. With stainless steel guardrail.
Top Side	Surface injection molding process. Two sides with armrest Sunken design prevents stuff falling. With transparent soft glass on the top surface.
Left side	File box.
Right side	ABS double dirt bucket.
Front	Centralized lock. Equipped with 5 medicine boxes with aluminum alloy hand, box inside with dividers and insert label, divided into 25 parts in morning, noon evening and night. Drawer inner with 3*3 dividers which can be separated easily and freely. Drawer handel is dovetail style with lable cards
Back	Centralized lock. Equipped with 5 medicine boxes with aluminum alloy hand, box inside with dividers and insert label divided into 25 parts in morning, noon evening and night.
Bottom	Luxurious universal insertion type mute wheel, two with brake function, castor material for high strength polyurethane. Anti static, hair winding, mobile and flexible and flexible.
Packing Size	859 x 528 x 1050 mm

#### MN-DC002



Size:750\*475\*950mm  
850\*520\*1010mm

#### MN-DC003



Size:750\*475\*950mm  
850\*520\*1010mm

#### MN-DC004



Size:750\*475\*950mm  
850\*520\*950mm

#### MN-DC005



Size:760\*475\*950mm  
850\*520\*950mm

#### MN-DC006



Size:850\*520\*1025mm



## Medical Trolley — Infusion Trolley

MN-IC001



Size: 750\*475\*930mm  
850\*520\*930mm

MN-IC002



Size: 625\*475\*930mm  
675\*480\*930mm

MN-IC003



Size: 750\*475\*930mm  
850\*520\*930mm

MN-IC004



Size: 750\*475\*930mm  
850\*520\*930mm

MN-IC005



Size: 750\*475\*930mm  
850\*520\*930mm

MN-IC006



Size: 750\*475\*920mm

## Medical Trolley — Treatment Trolley

MN-TC001



Size: 750\*475\*930mm  
850\*520\*930mm

MN-TC002



Size: 625\*475\*930mm  
675\*480\*930mm

MN-TC003



Size: 750\*475\*930mm  
850\*520\*930mm

MN-TC004




Size: 750\*475\*930mm  
850\*520\*930mm

MN-TC005



Size: 750\*475\*930mm  
850\*520\*930mm

MN-TC006



Size: 750\*475\*930mm  
850\*520\*930mm

## Medical Trolley — Linen Trolley

MN-LT001



Size: 588\*428\*890mm

MN-LT002



Size: 800\*590\*890mm

MN-LT003



Size: 588\*428\*890mm

MN-LT004



Size: 800\*590\*890mm

MN-LT005



Size: 625\*475\*930mm  
675\*480\*930mm

MN-LT006



Size: 625\*475\*930mm  
675\*480\*930mm

MN-LT007



Size: 1005\*540\*936mm

MN-LT008



Size: 988\*541\*936mm

## Medical Trolley — Patient Record Trolley

MN-PRT001



Size: 588\*428\*890mm

MN-PRT002



Size: 800\*590\*890mm

MN-PRT003



Size: 588\*428\*890mm

MN-PRT004



Size: 800\*590\*890mm

MN-PRT005



Size: 588\*428\*890mm

MN-PRT006



Size: 588\*428\*890mm

MN-PCH001



Patient Chart Holder

### Medical Trolley — Utility Trolley

MN-101A



Size: 539\*366\*860mm

MN-101G



Size: 539\*366\*923mm

MN-101H



Size:

MN-101E



Size: 539\*366\*860mm

MN-101K



Size: 539\*366\*923mm

MN-101J



Size: 539\*366\*923mm

MN-201C



Size: 640\*456\*860mm

MN-201E



Size: 640\*456\*858mm

### Medical Trolley — Steel-Plastic Trolley

MN-SPT001



Size: 600\*410\*985mm  
670\*475\*985mm  
730\*480\*985mm

MN-SPT002



Size: 600\*410\*985mm  
670\*475\*985mm  
730\*480\*985mm

MN-SPT003



Size: 600\*410\*985mm  
670\*475\*985mm  
730\*480\*985mm

MN-SPT004



Size: 600\*410\*985mm  
670\*475\*985mm  
730\*480\*985mm



## Examination Couch

### MN-JCC001



Material: Stainless Steel Examination Couch  
Size: 1900\*600\*650mm

### MN-JCC002



Material: Powder Coated Steel  
Size: 1900\*600\*650mm

### MN-JCC003



Material: Powder Coated Steel  
Size: 1900\*600\*650mm

### MN-JCC005 Foldable Stainless Steel Stretcher

Product specifications:	1900*650*650mm
Material:	All stainless steel bed frame
Sponge pad, eco-friendly leather case	
Packaging:	1150*700*450mm
Load capacity 100 kg	
NW:	24kg
GW:	32 kg



### MN-JCC004 Electrical Examination Couch

Dimension:	1900*600*600mm-790mm
Material:	Powder Coating Steel, Leather
Thickness of Steel:	1.0mm
Thickness of Leather:	60mm
Leather type:	Water proof cover
Wheels:	4 units of noiseless wheels with brakes
Motor Brand:	T-Motion
Weight capacity:	180Kgs
Control system:	handheld control



### MN-JCC006 Electrical Examination Couch

Dimension:	1900*600*420mm-700mm
Material:	Powder Coating Steel, Leather
Thickness of Steel:	0.8mm
Thickness of Leather:	60mm
Leather type:	Water proof cover
Wheels:	4 units of noiseless wheels with brakes
Motor Brand:	T-Motion
Weight capacity:	180Kgs
Control system:	handheld control
Back up:	0-80°





## Medical Chair

### MN-BDC001 Five Function Electrical Dialysis Chair

Total Length:	190cm
Seat Width:	60cm
Width Including Armrest:	88cm
Weight of Chair:	95kg
Height Adjustment:	56-82cm
Backrest Adjustment:	-12° ~ 75°
Legrest Adjustment:	-60° ~ 12°
Trendelenburg Position:	12°
<b>CPR function</b>	
Motors:	3 Linak Motors
Standard Accessories:	Tray Table, I.V.pole
Colors:	Green Blue Brown



### MN-BDC002 Economical Electrical Dialysis Chair ( 3 Imported Motors )

Dimension:	1900mm*620*550mm
Backrest adjustable:	-10° ~ 75° ± 5
Leg adjustable:	-80° ~ 12° ± 5
Complete size:	192*65*56cm
Height adjustable:	560-820mm
Weight load:	200kg
Frame material:	Steel
Mattress material:	PVC
Wheel:	4 silent wheels with brakes
Package Size:	1520*800*620mm



### MN-BDC003 Mechanical Dialysis Chair

Overall length:	1880 mm
Width:	600 mm
Seat Height:	530 mm
Backrest adjustment:	12° ~75°
Legrest Adjustment:	-80° ~12°
Caster 4 x $\phi$ 100mm with separate brakes	
Cushion PU leather	
Frame Q235 steel	
Weight of Chair:	80 KG
Load Capacity:	200 KG
Standard Accessories Table or tray, I.V pole	
Color Optional:	Green, Blue, Ivory, Coffee



### MN-BDC003B Electrical Dialysis Chair (2 Imported Motors)

Total Length:	188cm
Seat Width:	60cm
Height:	53cm
Width Including Armrest:	88cm
Weight of Chair:	80kg
Backrest Adjustment:	0° ~ 75°
Legrest Adjustment:	-80° ~ 0°
Trendelenburg and Anti-Trendelenburg:	12°
Safe maximum load:	240kg
Standard Accessories:	I.V.pole
Colors:	Green Blue Brown



## Medical Chair — Elderly Chair

### MN-BDC004 Elderly Chair (Three Positions)

Size(chair):	110 * 66 * 118cm
table size :	65 * 38cm
1pcs/Carton Size:	95 * 70 * 72cm
N.W.:	40kg
G.W.:	45kg
5" castor (omni-directional rear caster with brakes)	
weight limit:	120KG
blue/red/jade	



### MN-BDC005 Elderly Chair Free Positions Adjustable

Size(chair):	110 * 77 * 128cm
table size :	48 * 26cm
1pcs/Carton Size:	97 * 82 * 75cm
N.W.:	44kg
G.W.:	50kg
5" castor (omni-directional four caster with brakes)	
weight limit:	120KG
blue/red/jade	



### MN-BDC006 Elderly Chair (Three Positions with Pedals)

Size(chair):	140 * 73 * 118cm
table size :	65 * 38cm
1pcs/Carton Size:	74 * 94 * 72cm
N.W.:	45kg
G.W.:	50kg
5" castor (omni-directional rear caster with brakes)	
weight limit:	120KG
blue/red/jade	



## Medical Chair — Accompany Chair

### MN-PHY001 Basic Accompany Chair

Model:	MN-PHY001
Material:	Painted Steel,PVC Leather
Size(open):	190 × 62 × 42cm
Size(closed):	65 × 62 × 58cm
Carton Size:	120 × 62 × 23cm
N.W:	22.5kg



### MN-PHY002 Basic Accompany Chair

Model:	MN-PHY002
Material:	Stainless Steel ,PVC Leather,wooden armrest
Size(open):	190 × 62 × 42cm
Size(closed):	65 × 62 × 58cm
Carton Size:	120 × 62 × 23cm
N.W:	16kg



### MN-PHY003 Hidden Model Accompany Chair

Model:	MN-PHY003
Material:	Stainless Steel ,PVC Leather,wooden armrest
Size(open):	190 × 62 × 20cm
Size(closed):	74 × 62 × 35cm
Carton Size:	74 × 66 × 38cm
N.W:	18kg



### MN-PHY004 Advanced Accompany Chair

Model:	MN-PHY004
Material:	Steel ,PVC Leather,wooden armrest
Size(open):	186 × 67 × 41cm
Size(closed):	66 × 67 × 40cm
Carton Size:	74 × 66 × 38cm
N.W:	32kg





### MN-PHY005 High Level Accompany Chair

Model:	MN-PHY005
Material:	Steel ,PVC Leather,Aluminum Alloy armrest
Size(open):	206 x 65 x 45cm
Size(closed):	78 x 65 x 45cm
Carton Size:	130 x 66 x 38cm
N.W:	38kg



### MN-PHY006 Deluxe Accompany Chair

Model:	MN-PHY006
Material:	Stainless Steel ,PVC Leather,wooden armrest
Size(open):	190 x 62 x 42cm
Size(closed):	65 x 62 x 58cm
Carton Size:	120 x 62 x 23cm
N.W:	18kg



### MN-PHY007 Deluxe Accompany Couch

Model:	MN-PHY007
Material:	mute wheels,steel frame coated,spring
Size(open):	204 x 71 x 43cm
Size(closed):	80 x 71 x 43cm
Carton Size:	77*60*34 74*74*17
N.W:	36kg



### MN-PHY008 Deluxe Accompany Couch

Model:	MN-PHY008
Material:	mute wheels,steel frame coated,spring
Size(open):	208 x 102 x 43cm
Size(closed):	80 x 102 x 43cm
Carton Size:	92*80*43
N.W:	36kg



## Medical Chair — Infusion Chair

### MN-SYY001 Infusion Chair

Model:	MN-SSY001
Material:	Painted Steel PVC Leather
Size(open):	77 x 68 x 108cm
Carton Size:	92 x 62 x 35cm
N.W:	22kg



### MN-SYY002 Stainless Steel Infusion Chair

Model:	MN-SSY002
Material:	Stainless Steel PVC Leather
Size(open):	77 x 68 x 108cm
Carton Size:	92 x 62 x 35cm
N.W:	22kg



### MN-SYY003 Sliding Pedal Infusion Chair

Model:	MN-SSY003
Material:	Stainless Steel PVC Leather
Size(open):	77 x 68 x 108cm
Carton Size:	92 x 62 x 35cm
N.W:	21.5kg



### MN-SYY004 Simple Infusion Chair

Model:	MN-SSY004
Material:	Stainless Steel PVC Leather
Size(open):	82 x 70 x 102cm
Carton Size:	90 x 56 x 30cm
N.W:	25kg



### MN-SYY005 Deluxe Infusion Chair

Model:	MN-SYY005
Material:	Painted Steel PVC Leather
Size(open):	90 x 75 x 110cm
Carton Size:	100 x 60 x 48cm
N.W:	32kg



### MN-SYY006 Luxury Infusion Chair

Model:	MN-SYY006
Material:	Painted Steel PVC Leather, gas
Size(open):	90 x 75 x 110cm
Carton Size:	100 x 60 x 48cm
N.W:	32kg



### MN-SYY007 Luxury Infusion Chair

Model:	MN-SYY007
Material:	Painted Steel PVC Leather, gas
Size(open):	90 x 75 x 110cm
Carton Size:	100 x 60 x 48cm
N.W:	32kg



## Medical Chair — Waiting Chair

### MN-WC001



Size: 175\*67\*78.5cm  
Chromed plated steel armrest,  
Epoxy painted steel seat Three seats

### MN-WC002



Size: 175\*67\*78.5cm  
Epoxy painted steel seat  
Three seats

### MN-WC003



Size: 175\*67\*78.5cm  
Epoxy painted steel seat  
Three seats

## Bedside Cabinet

**MN-BL001 ABS Cabinet**



Size: 480\*480\*760mm  
Material: Fresh ABS, Blue Color.

**MN-BL002 ABS Cabinet**



Size: 570\*500\*730cm  
Material: Fresh ABS, One Door, One Drawer

**MN-BL003 ABS Cabinet**



Size: 475\*475\*809-820-840mm

**MN-BL005 ABS Cabinet**



Size: 475\*475\*809-820-840mm

**MN-BL006 ABS Cabinet**



Size: 480\*480\*809-820-840mm

**MN-BL007 ABS Cabinet**



Size: 480\*480\*809-820mm

## Overbed Table

**MN-OVT001**



Size: 900X450X720/1020mm  
Material: ABS, Powder Coating Steel, Gas Spring.

**MN-OVT002**



Size: 900X450X720/1020mm  
Material: ABS, Powder Coating Steel, Gas Spring.

**MN-OVT003**



Size: 900X450X720/1020mm  
Material: Fire Proof Board, Powder Coating Steel, Gas Spring

## Bedside Screen



**MN-PF001**

Model: MN-PF001  
Material: Stainless steel  
Three folded screen



**MN-PF002**

Model: MN-PF002  
Material: Stainless steel  
Two folded screen



## Mattress

MN-M001



Sponge Mattress with water proof cover

MN-M002



PU cover Mattress

MN-M003



Air mattress

MN-M004



Air Mattress

MN-M005



Air Mattress

MN-M006



Air Mattress

## Infusion Pole

MN-IV001



Model: MN-IV001  
Material: Stainless Steel  
Size: 550\*1200-2100mm

MN-IV002



Model: MN-IV002  
Material: Stainless Steel  
Size: 550\*1200-2100mm

MN-IV003



Model: MN-IV003  
Material: Stainless Steel  
Size: 550\*1200-2100mm



MN-IV004

Model: MN-IV004  
Material: Stainless Steel  
Size: 550\*1200-2100mm



MN-IV005

Model: MN-IV005  
Material: Stainless Steel  
Size: 550\*1200-2100mm



**02**

# **Rehabilitation**

## Wheel Chair

MN-LY001



MN-LY002



MN-LY003



MN-LY004



MN-LY005



MN-LY006



MN-LY010



MN-LY011



MN-LY012



## Patient Transfer Chair

MN-YWJ001  
Patient Transfer Chair



MN-YWJ002  
Electrical Transfer Chair



MN-YWJ003  
Electrical Transfer Chair



## Nursing Bed

MN-HL001

Five Function Wooden Nursing Bed



### Technical Parameter

Size:	L215*W102*H38-79cm
Loading capacity:	180kg

### Technical Configuration

Motor	4pcs
Wooden Head&Foot Board	1set
Wooden Side Rails	2pcs



## Crutch

MN-GZ001



MN-GZ002



MN-GZ003



## Walking Aid

MN-WA001



MN-WA002





## Bath Chair

MN-XZY001



MN-XZY002



MN-XZY003



## Commode Chair

MN-DBY001



MN-DBY002



MN-DBY003



MN-DBY004



## Electric Patient Lift

MN-EPL001

Arm Length  
Leg Length  
Overall Width  
Base Open Width  
Hook Height  
Push Handle Height

990mm  
1190mm  
590mm  
860mm  
720-1730mm  
1140mm



The background of the slide is a faded image of a large industrial facility, likely a steel mill or manufacturing plant, with various structures and equipment visible. Overlaid on this are several large, semi-transparent green geometric shapes, primarily triangles and polygons, which create a modern, architectural feel. The text is positioned within one of these green shapes.

**03**

**Operating Room  
Equipment**

## Operating Table

### MN-OR001 Multi Function Electrical Operating Table



#### Specification:

Length/Width:	2000mm/550mm
Elevation(up/down):	680mm/930mm
Trendelenburg:	≥ 25°
Reverse Trendelenburg:	≥ 25°
Lateral Tilt(left/right):	15° /15°
Head Rest(up/down):	45° /90°
Footplate(up/down&horizontal positioning):	90° 90° 15°
Backplate(up/down):	75° /20°
Kidneybridge:	110mm
Sliding:	300mm
Power:	220v,50Hz,1.0kW

#### Accessories:

- 1 Anaesthetic Screen
- 2 Shoulder Rest
- 2 Arm Support
- 2 Body Support
- 2 Knee Crutch
- 1 Mattress

### MN-OR002 Deluxe Electrical Operating Table

Size: 2100mm\*550mm\*710mm  
Material: 304 Stainless Steel  
Electrically controlled by Imported Motors



### MN-OR003 Electrico-Hydraulic Operating Table

Size: 1950mm\*500mm\*690mm  
Material: 304 Stainless Steel  
Controlled by imported Electro-Hydraulic System

### MN-OR011 Luxury Hydraulic Operating Table

Size: 2000mm\*500mm\*690mm  
Material: 304 Stainless Steel  
Controlled by Imported German Hydraulic-Mechanical System.  
Caster Brand: TENTE from Germany





### MN-OR012 Manual Operating Table

Size: 2010mm\*500mm\*760mm  
Material: 304 Stainless Steel  
Controlled by Hydraulic-Mechanical System.

### MN-OR0013 Economical Manual Operating Table

Size: 1960mm\*500mm\*690mm  
Material: 304 Stainless Steel  
Controlled by Imported Electro-Hydraulic System



### MN-OR004 Five Function Electric OR Table ( Sliding Horizon )



### MN-OR004A Four Function Electric OR Table



### MN-OR004B Three Function Electric OR Table



Table length and width:	2040 ( ± 20 ) × 520 ( ± 20 ) mm
Table height:	minimum 680 ( ± 20 ) — 1020 ( ± 20 ) mm (electric)
The table tilt forward:	25 ± 2 °
backward:	20 ± 2 °
left:	23 ± 2 °
right 23:	± 2 ° (electric)
Bed back plate folding up:	≤ 75 ± 3 °
folding down:	≤ 15 ± 3 ° (electric)
The leg plate of the bed body folds down:	90 ± 5 °
The axial type can be expanded by 180 °	



## MN-OR006 Economical Manual Operating Table



Length:	2000mm, width:	480mm, height:	790mm
Lifting stroke:	$\geq 250\text{mm}$		
forward tilt:	$\geq 30^\circ$		
backward tilt:	$\geq 20^\circ$		
left and right tilt:	$\geq 18^\circ$		
Backboard folding up:	$\geq 80^\circ$		
Backboard fold down:	$\geq 18^\circ$		
Upward folding of head plate:	$\geq 45^\circ$		
Head plate folding down:	$\geq 90^\circ$		
Waist rise:	$\geq 115\text{mm}$		
Leg plate folding down:	$\geq 90^\circ$		

## MN-OR010 Electrical Ophthalmology Chair

Length/Width:	2000mm/500mm
Lowest height of table top:	$\leq 500\text{mm}$
Height adjustment range:	$\geq 240\text{mm}$
Head rest adjustment:	$\geq 180\text{mm}$
Arm support adjustment:	$\geq 180\text{mm}$
Power:	220v, 50Hz, 1.0Kw



## MN-OR010S Economical Electrical Ophthalmology Chair



Table length and width:	2050 ( $\pm 20$ ) $\times$ 550 ( $\pm 20$ ) mm;
Table height:	minimum 550 ( $\pm 20$ )--750 ( $\pm 20$ )mm (electric);
(Optional) Fold on the back of the bed:	$\leq 65^\circ$
Rated load-bearing:	150kg;

## MN-OC001 Electric Ophthalmology Chair

Electrical Pedal Control	
Power:	220v, 50Hz, 1.0Kw



## Dental Chair



### MN-RH1

Wooden box size:140\*90\*107CM 180kg 1.4CBM

Standard configurations:

Side box can be rotated 90 degrees

3-way syringe(cold/hot) 2sets

armrests 2set

Assistant control 1set

Powerful suction device 1set

Saliva ejector 1set

Dentist Stool 1set



### MN-RH2

Specifications:

Power Voltage: 220V-50Hz/110V-60Hz,

Motor Voltage: 24V,

Air Pressure: 0.5MPa-0.6MPa,

Water Pressure: 0.2MPa-0.4MPa,

Product size: 1960\*(1430-1990)\*2180mm, GW: 260kg, NW: 210kg

Standard configurations: Side box can be rotated 90 degrees

3-way syringe(cold/hot) 2sets

armrests 2set

Assistant control 1set

Powerful suction device 1set

Saliva ejector 1set

Dentist Stool 1set

DIGITAL DISPLAY LED Sensor Dental light 1set

Warm water system 1set



### MN-RX1

Wooden box size:140\*90\*107CM 180kg 1.4CBM

Disassembly and assembly 63pcs Standard configurations:

3-way syringe(cold/hot) 1sets

Powerful suction device 1set

Saliva ejector 1set

armrests 2set

Assistant control 1set

Dentist Stool 1set

Dental sensor LED light 1set

## Operating Lamp



### MN-LED50 Adjust Color Temperature

Illuminance  $\geq 140,000\text{Lux}$   
 Colour temperature  $3800 \pm 500\text{K}$   $4400 \pm 500\text{K}$   $5000 \pm 500\text{K}$   
 Colour reduction index(Ra) 95  
 Total irradiance  $534\text{W/m}^2$   
 Size of light field 250-300mm  
 Service life of illuminant 50,000h  
 Power supply voltage AC110-240V 50/60Hz  
 Lowest height of installation 2900mm  
 Total power consumption 60W  
 Total LED bulb quantity 72 pcs (12\*6)  
 Illuminance depth  $\geq 1400\text{mm}$   
 LED bulb  $3.3\text{mW/lx}$   
 ENDO YES

#### MN-LED5050



#### MN-LED50M



#### MN-LED50MB



### MN-LED70 Adjust Color Temperature

Illuminance  $\geq 160,000\text{Lux}$   
 Colour temperature  $3800 \pm 500\text{K}$   $4400 \pm 500\text{K}$   $5000 \pm 500\text{K}$   
 Colour reduction index(Ra) 95  
 Total irradiance  $544\text{W/m}^2$   
 Size of light field 250-300mm  
 Service life of illuminant 50,000h  
 Power supply voltage AC110-240V 50/60Hz  
 Lowest height of installation 2900mm  
 Total power consumption 80W  
 Total LED bulb quantity 108 pcs (18\*6)  
 Illuminance depth  $\geq 1400\text{mm}$   
 LED bulb  $3.3\text{mW/m}^2\text{lx}$   
 ENDO YES

#### MN-LED7070



#### MN-LED70M



#### MN-LED70MB



MN-LED7050



MN-LED7050-TV



**MN-OL3**  
(Adjust color temperature )(LED)  
Shadowless Operating lamp

Illuminance  $\geq 120,000\text{Lux}$   
 Colour temperature  
 $3500 \pm 200\text{K}/4000 \pm 200\text{K}/4500 \pm 200\text{K}/5000 \pm 200\text{K}$   
 Colour reduction index(Ra) 96  
 Illuminance depth 1020mm  
 Total irradiance 380W/m  
 Size of light field 200-350mm  
 Lowest height of installation 2900mm  
 Rated power of bulb 3.2V/1W  
 Service life of illuminan  $\geq 50000\text{h}$   
 Power supply voltage AC110-240V.50/60Hz  
 Total LED bulb quantity 110 pcs  
 Total power consumption 60W

MN-OL3+3



MN-OL3W



MN-OL3M



MN-OL3MB







### MN-OL5 (Adjust color temperature)(LED) Shadowless Operating lamp

Illuminance  $\geq 140,000\text{Lux}$   
 Colour temperature  
 $3500 \pm 200\text{K}/4000 \pm 200\text{K}/4500 \pm 200\text{K}/5000 \pm 200\text{K}$   
 Colour reduction index(Ra) 96  
 Illuminance depth 1150mm  
 Total irradiance 510W/ #  
 Size of light field 200-350mm  
 Lowest height of installation 2900mm  
 Rated power of bulb 3.2V/1W  
 Service life of illuminan  $\geq 50,000\text{h}$   
 Power supply voltage AC110-240V,50/60Hz  
 Total LED bulb quantity 184 pcs  
 Total power consumption 70W

#### MN-OL5+5



#### MN-OL5C



#### MN-OL3+5



#### MN-OL3+5-TV



## MN-LED7050C Operating lamp



Illuminance (adjustable) 40000-180000Lux 30000-160000 Lux  
 Illumination of single shutter  $\geq 70000\text{Lux}$   $\geq 36000\text{Lux}$   
 Illumination of double shutter  $\geq 60000\text{Lux}$   $\geq 66000\text{Lux}$   
 Irradiance of the illuminated surface  $\geq 410\text{W/m}$   $\geq 480\text{W/m}$   
 Number of bulbs Average life of bulb 80,48  
 Average life of bulb 80000h  $\geq 80000\text{h}$   
 Color temperature (adjustable) 3700K - 5000K  
 Display index (adjustable) 85-98  
 Focus depth  $\geq 1200\text{mm}$   $\geq 1200\text{mm}$   
 Spot diameter 160-280mm (adjustable)  
 Brightness adjustment 1% - 100% 1% - 100%  
 Temperature rise of the head of the operator  $<1^{\circ}\text{C}$   $<1^{\circ}\text{C}$   
 Power supply voltage AC100-240V 50/60HZ

## MN-LED70C



## MN-LED50CM



## MN-LED7050R Operating lamp



Technical parameters Lamp cap 700/500  
 Illumination (adjustable) 30000-160000 Lux  
 Number of bulbs: 2  
 Bulb Type Bulb  
 Average life of bulb  $\geq 5000\text{h}$   
 Color temperature (adjustable) 3700K ~ 5000K  
 Display index (adjustable) 85 - 95  
 Focus depth  $\geq 1200\text{mm}$   
 Spot diameter 160-280mm (adjustable)  
 Brightness adjustment 1% - 100%  
 Temperature rise of the head of the operator  $< 1.5^{\circ}\text{C}$   
 Power supply voltage AC100-240V 50/60HZ

### MN-LED5+3



Illumination (adjustable): 40000-180000Lux  
Number of bulbs: 61+39  
Bulb Type: LED  
Average life of bulb:  $\geq 60000$ h  
Color temperature (adjustable): 3700K-5000K  
Display index (adjustable): 85-98  
Focus depth: 50-180cm  
Spot diameter: 160-280mm  
Brightness adjustment: 1%-100%  
Power consumption (W): 65  
Temperature rise of the head of the operator:  $<1^{\circ}\text{C}$   
Power supply voltage: AC100-240V 50/60HZ

### MN-LED5M



### MN-LED3M



### MN-LED40



Illumination (adjustable): 40000-180000Lux  
Number of bulbs: 61+39  
Bulb Type: LED  
Average life of bulb:  $\geq 60000$ h  
Color temperature (adjustable): 3700K-5000K  
Display index (adjustable): 85-98  
Focus depth: 50-180cm  
Spot diameter: 160-280mm  
Brightness adjustment: 1%-100%  
Power consumption (W): 65  
Temperature rise of the head of the operator:  $<1^{\circ}\text{C}$   
Power supply voltage: AC100-240V 50/60HZ

### MN-LED4040



### MN-LED40M





### MN-EXM10

Illuminance (Lux): 30000  
Color temperature (K): 3500-5000  
Spot diameter:  $\phi$  50mm  
Illumination depth:  $\geq$  350mm  
Safety Type: Class I Type B  
Power consumption: 10W  
Rotation angle: 340°



### MN-EXM10M

Illuminance (Lux): 30000  
Color temperature (K): 3500-5000  
Spot diameter:  $\phi$  50mm  
Illumination depth:  $\geq$  350mm  
Safety Type: Class I Type B  
Power consumption: 10W  
Rotation angle: 340°



### MN-EXM001

Illumination:  $\geq$  40,000LX (at 1m distance)  
Color temperature: 4500K  $\pm$  500K  
Mains voltage: AC220V  $\pm$  10% 50Hz  
Bulb voltage: AC24V Bulb power  
Input power: 180VA  
battery lighting last 3-4 hours  
Packing Size: 970\*670\*740mm  
GW: 60KG



## Examination Lamp



### MN-EXM002

Illumination:  $\geq 30000K$   
Mains voltage:  $AC220V \pm 10\%$  50Hz (Customize)  
Lifetime: 50,000hours  
Power: 9V  
battery lighting last 3-4 hours  
Packing Size: 930\*480\*100mm  
GW: 5KG  
NW: 4 KG



### MN-EXM003

Illumination:  $\geq 40,000LX$  (at 1m distance)  
Color temperature:  $4500K \pm 500K$   
Mains voltage:  $AC220V \pm 10\%$  50Hz  
Bulb voltage:  $AC24V$  Bulb power  
Input power: 180VA  
Packing Size: 970\*670\*740mm  
GW: 60KG

## Medical Pendant



### MN-MP001 Single Arm Medical Pendant

Detail:

Model: MN-MP001

Length: 1 Meter

Rotation: 340 degree

Loading capacity: 150Kg

Color: Blue

Gas Outlet: Germany, Britain, USA, French Standard

Instrument Shelf, One drawer.

Material: High Density Aluminum with Powder coating surface treatment.



### MN-MP002 Double Arm Medical Pendant

Detail:

Model: MN-MP001

Length: 1 Meter

Rotation: 340 degree

Loading capacity: 150Kg

Color: Blue

Sockets: 6 PCs

Gas Outlet: Germany, Britain, USA, French Standard Optional

Three Instrument Shelf, Two drawer.

Two IV Pole

Material: High Density Aluminum with Powder coating surface treatment.



### MN-MP003 Single Arm Medical Pendant

Detail:

Model: MN-MP003

Length: 1 Meter

Rotation: 340 degree

Loading capacity: 150Kg

Gas Outlet: Germany, Britain, USA, French Standard Optional

Three Instrument Shelf, Two drawer.

Material: High Density Aluminum with Powder coating surface treatment.

## Bed Head Unit



MN-BHU001

## Blood and Covid Vaccine Freezer

MN-6L  
Transport Cooler Box



MN-50L  
Vaccine Freezer



MN-60L  
Ultralow Temperature  
Vaccine Freezer



MN-150L  
Vaccine Freezer



MN-680L  
Vaccine Freezer



MN-1300L  
Tripple Door  
Vaccine Freezer



## Anesthesia Machine



### MN-AN001

Ventilation mode: IPPV, A/C, PCV, SIMV, SIGH, MANUAL  
Tidal volume (Vt): 0.20~1500mL  
I:E: 4:1~1:8  
Source: O<sub>2</sub>, N<sub>2</sub>O/O<sub>2</sub>, Air  
Oscillogram: P-T, F-T, P-V loop, V-T, ETCO<sub>2</sub>—T



### MN-AN002

Gas source: O<sub>2</sub>, N<sub>2</sub>O, Air  
Ventilation mode: IPPV, A/C, SIMV, SIGH, MANUAL  
Tidal volume (Vt): 0.20~1500mL  
I:E: 2:1~1:6  
Oscillogram: P-T, F-T, P-V loop



### MN-AN003

Gas source: O<sub>2</sub>, N<sub>2</sub>O, Air  
Ventilation mode: IPPV, P-A/C, V-A/C, P-SIM, V-SIMV  
PCV-PC, PCV-VG, PSV, SIGH, MANUAL  
Tidal volume (Vt): 0.20~1500mL  
I:E: 4:1~1:8  
Oscillogram: P-T, F-T, V-T, P-V loop, P-F loop, F-V loop



### MN-AN006

Oxygen Supply Flow Rate: 25~75L/min  
Inspiratory Pressure Trigger: ~10~10cmH<sub>2</sub>O (electronically controlled)  
SIGH: 1 sigh breath in every 60~160 breaths  
Vaporizer Concentration Ranges: 0~5%  
Vaporizer Slots: Double PA-I type slots  
Gas Supply Pressure: O<sub>2</sub>: 0.32MPa~0.6MPa; N<sub>2</sub>O: 0.32MPa~0.6MPa

### MN-AN007

Gas source: O<sub>2</sub>, N<sub>2</sub>O, Air  
Ventilation modes: IPPV, A/C, SIMV  
Tidal volume (Vt): 0.20 ~ 1500mL  
I/E 4:1~1:8



### MN-AN010

Gas source: O<sub>2</sub>, N<sub>2</sub>O, Air  
Ventilation modes: IPPV, A/C, SIMV  
Tidal volume (Vt): 0.20 ~ 1500mL  
I/E 4:1~1:8





## Ventilators

Ventilators Suitable for various kinds of medical institutions for cardiopulmonary resuscitation respiratory support. Acute respiratory failure caused by various reasons or incomplete oxygenation dysfunction, Intra-operation, post-operation respiratory support, other respiratory treatment.



### MN-VEN001

Ventilation modes:  
IPPV, A/C, SIMV, SPONT/CPAP;  
High oxygen concentration alarm: 19%~100%  
Low oxygen concentration alarm: 18%~99%  
Input power: 40VA



### MN-VEN002

Screen: 15" TFT LCD touch screen  
Ventilation mode: PRVC,  
APRV DUOLEVEL, V-SIMV,  
P-SIMV, IPPV, A/C, PCV, PSV,  
SPONT/CPAP, SIGH, MANUAL  
Tidal volume (Vt): 0.20~2000mL  
Alarm and protection: 14 kinds of alarm  
and protection  
functions  
P-T, F-T, V-T, ETCO-T,  
P-V loop F-V loop, P-F loop



### MN-VEN003

Ventilation modes: IPPV, A/C, SIMV;  
SPONT/CPAP, MANU  
Gas source: O2  
Pressure: 280kPa~600kPa  
Power frequency: 50Hz  $\pm$  1Hz  
Input power: 40VA

### MN- VEN004



### MN-VEN005



### MN-VEN006



## Obstetric Table&Bed



### MN-OR008 Mechanical Obstetric Table

Length/width	1780mm/600mm
Elevation(up/down)	680mm/880mm
Seat Plate(up/down)	20° / 8°
Back Plate(up/down)	45° / 7°
Power	220v, 50Hz, 1.0kw



### MN-OR015 Mechanical Obstetric Table

304 stainless steel	
Length:	1740mm Width:590mm
Elevation(up/down):	620mm/900mm
Trendelenburg:	≥ 8°
Anti-trendelenburg:	≥ 20°
Back Plate(up/down):	45° / 10°
1 Anaesthetic Screen	
2 Shoulder Rest	
2 Arm Support	
2 Body Support	



### MN-DB001 VIP Deluxe Electrical LDR Bed

Night light can lighten the ground automatically.  
The battery backup offers emergency use when the main power is off.  
The low bed position gives the mothers stable support.  
The bed can reach varies labor positions to comfort different lying-in women.



### MN-DB002 Economical Electrical LDR Bed

Size:	2050 * 980 *(580-950)mm
Back-rest Adjustment:	0-70°
Reverse Trendelenburg:	0-5°
Trendelenburg:	0-12°
Height Adjustment:	580-950mm



### MN-DB003 Hydraulic Delivery Bed

dimension: Length 1815mm, width 880mm  
Min. & Max. table height: 580mm-950mm(exclude the cushion)  
Back section turning:  $\geq 70^\circ$   
Trendelenburg and reverse trendelenburg: reverse trend  $\geq 5^\circ$   
trend  $\geq 12^\circ$   
Leg section telescope: 550mm  
Castor Diameter: 125mm



### MN-OR009 Simple Stainless Steel Obstetric Table

Length/Width/Height 1900mm/600mm/750mm  
Back Section Up/ Down  $\geq 60^\circ$  /  $\geq 10^\circ$   
Leg Section Down  $75^\circ$



### MN-OR014 Electric Gynaecology Chair

Table top dimension: length 1450mm, width 520mm  
Min. & Max. table height: 420mm - 1070mm  
Trendelenburg&anti-trendelenburg:  $\geq 30^\circ$  ,  $\leq 30^\circ$   
Footrest slide distance: 100mm  
Auxiliary table slide distance: 360mm  
Power: AC 220V 50HZ



### MN-OR014S Electric Gynaecology Chair

Gynaecology Chair  
Table top dimension: 1110mm,width: 565 mm  
Min. & Max. table height: 560-1130mm  
Filtth basin slide distance: 160 mm  
Power: AC 220V 50 HZ



### MN-OR019 Manual Obstetric Table

Table length and width: 1850 (±20) x 600 (±20) mm  
 Table height: minimum minimum 680 (±20) — 920 (±20) mm (electric)  
 The bed is tilted forward ≥20° and backward tilted ≥25° (manually)  
 Folding on the back panel: ≥75° Folding down: ≥10° (manual)  
 Power supply: 220V 50Hz  
 Rated load bearing: 150kg



### MN-OR020 Economical Electric Obstetric Table

table length and width: 1850 (±20) x 600 (±20) mm  
 table height: lowest minimum 680 (±20) — 920 (±20) mm (electric)  
 Bed tilted forward ≥ 30° backward 325° (electric)  
 Backboard folding up: ≥75° Folding down: ≥10° (electric)  
 Power supply: 220V 50Hz  
 rated weight: 180kg



### MN-OR021 Economical Electric Obstetric Chair

Back panel: up fold ≤ 75° , down fold ≥ 18° (electric)  
 Backward tilt: ≥ 25° (electric)  
 Table: 1450mm x 590mm ± 20mm  
 Table lift: 580mm — 1000mm ± 20mm (electric)  
 Power supply, power: 220V/50Hz, 150VAB



## Infant incubator



### MN-ICB001 Basic Infant Incubator

Size:	98*63*74cm
NW:	15 Kg
GW:	30 kg
Power supply:	AC110/220V 60/50Hz
Power input:	650VA
Air temperature control range:	25℃~37℃ 37.1℃~38℃
Temperature fluctuation:	± 0.5℃
Uniformity of mattress temperature:	≤0.8℃
Warm-up time(from 25℃):	<30min



### MN-ICB002 High Level Infant Incubator

Size:	112*66*98cm
NW:60Kg GW: 110Kg	
Power supply	AC110/220V 60/50Hz
Power input	650VA
Environment temperature	20℃ ~ 30℃
Operating condition	Environment relative humidity 30% ~ 75%
Environment air velocity of flow	< 0.3m/s
Air temperature control range	25℃ ~ 37℃ 37.1℃ ~ 38℃
Skin temperature control range	32℃ ~ 37℃ 37.1℃ ~ 38℃
Skin temperature sensor accuracy	± 0.3℃
Temperature fluctuation	± 0.5℃
Uniformity of mattress temperature	≤ 0.8℃
Warm-up time(from 25℃)	< 30min
Internal noise level	< 50dB(A)
Infant bed tilt angle	± 10°
Mattress size	65cm(L)*37cm(W)
Trough capacity	1200mL
Air filter	0.5 μ m



### MN-ICB003 Transport Infant Incubator

Power supply	AC110/220V 60/50Hz
Power input	450VA
Environment temperature	10℃~30℃
Operating condition	Environment relative humidity 30%~75%
Environment air velocity of flow	<1m/s
Air temperature control range	25℃~37℃ 37.1℃~38℃
Skin temperature control range	32℃~37℃ 37.1℃~37.5℃
Air/Skin temperature sensor accuracy	± 0.3℃
Temperature fluctuation	± 1℃
Uniformity of mattress temperature	≤ 1.5℃
Air temperature deviation alarm	± 3℃
Skin temperature deviation alarm	± 1℃
Warm-up time	≤ 40min
Internal noise level	≤ 60dB(A)
Main battery	DC12V 40AH, Li-ion battery
Charge time	12 hours
Battery use time	2 hours
Auxiliary battery	DC8.4V 0.17AH, Li-ion battery
Mattress size	63cm(L)*32cm(W)
Trough capacity	1000mL
Air filter	0.5μ m



### MN-ICB004 High End Infant Incubator

Front and rear double-walls and air curtain  
Drawers Large (28.0cm x 24.7cm x 36.0cm)  
Drawers Small (28.0cm x 11.3cm x 36.0cm) \*2



### MN-IW001 Basic Infant Warmer

Alarm functions:  
Power failure, temperature deviation,  
temperature sensor failure, skin temperature  
failure, over temperature A second thermal  
cut-out function for more safety



### MN-IW002 Standard Infant Warmer

Audible and visual Alarm functions :power  
failure, temperature deviation,  
temperature sensor failure , skin temperature  
failure,over temperature.



### MN-IW003 Top Level Infant Warmer

Microprocessor based servo controlled  
temperature system Three modes:  
pre-warm, manual or automatic  
Set temperature and skin temperature  
display separately  
Special design inclined heater head is  
more convenience for X rays Carbon steel  
heater for more effectivity



### MN-IW004 High End Infant Warmer

10.4" LCD touch screen  
Baby, manual and pre-heating mode  
APGAR and CPR timer  
Transparent Bed Side Panels  
Tilting Trendelenburg 12°  
Examination lamp  
IV-pole and shelf



### MN-PT001 Photo Therapy Lamp

Irradiance intensity is adjustable in 3  
grade : Low, medium, high LCD screen  
display therapy time and integral time  
seperately



### MN-PT002 Photo therapy Unit

3.5inch LCD TFT Color Touchscreen  
16 Blue Super LED and 4 White LED  
\*Spectral Irradiance  
> 85  $\mu\text{W}/\text{cm}^2/\text{nm}$  at distance 30cm  
> 50  $\mu\text{W}/\text{cm}^2/\text{nm}$  at distance 40cm  
> 35  $\mu\text{W}/\text{cm}^2/\text{nm}$  at distance 50cm\*  
Wavelength Range 400-550nm (440-460nm peak)  
Life-time of the Lamps with 50,000 Hours  
Adjustable Irradiance Intensity % 0 - 100 (% 5  
increments)  
Treatment Timer, 0 - 99 hour

## Suction Machine

**MN-SM001**  
Portable Suction Unit



Liquid Bottle: 1L  
Dimension: 335\*150\*240mm

**MN-SM002**  
Portable Suction Unit



Liquid Bottle: 1L  
Dimension: 196\*235\*243mm

**MN-SM003**  
Double Bottle Suction Unit



Liquid Bottle: 2 PCs  
Capacity of Bottle: 2.5L Each  
Dimension: 380\*312\*480mm

**MN-SM004**  
Double Bottle Suction Unit



Liquid Bottle: 2 PCs  
Capacity of Bottle: 2.5L Each  
Dimension: 350\*312\*800mm

## Oxygen Concentrator

**MN-OC001 Home Use**  
Oxygen Concentrator



**MN-OC002 Double flow**  
Oxygen Concentrator



**MN-OC003**  
Oxygen Concentrator



**MN-MOC001 1L**  
Medical Use  
Oxygen Concentrator



**MN-MOC002 3L**  
Medical Use  
Oxygen Concentrator



## Autoclave

### Vertical Pressure Steam Sterilize



#### MN-HG

Fully Automatic Circulation  
35L/50L/75L/100L Available



#### MN-HD

LCD Display Automation  
35L/50L/75L/100L Available



#### MN-LD

LED Display Automation  
35L/50L/75L/100L/120L/150  
L Available



#### MN-HV

Pulse Vacuum Automatic  
50L/75L/100L Available

### Portable Pressure Steam Sterilizer



#### MN-HDD

LED Display Automation  
18L/24L Available



#### MN-YX

18L/24L Available



#### MN-LM

Electric or LPG Heated  
18L/24L Available



### Table Top Steam Sterilizer



#### MN-TMJ

24L Available



#### MN-D

20L/24L/35L/50L Available



#### MN-XB

20L/24L Available



#### MN-DV

20L/24L/35L/50L Available

### Horizontal Pressure Steam Sterilizer



#### MN-YV

100L/150L/200L/300L Available



#### MN-YDA

LCD Display Automation  
35L/50L/75L/100L Available



#### MN-YDB

Microcomputer Control  
150L/200L/280L Available



#### MN-YDC

YDC150L/200L/280L Available

The background of the slide is a light teal color. On the left side, there are several overlapping, semi-transparent teal geometric shapes, primarily triangles and quadrilaterals, pointing towards the right. The bottom half of the slide features a blurred, high-angle photograph of a medical device manufacturing facility, showing rows of assembly lines and equipment.

# **04**

## **Medical Device**

## Patient Monitor

### MN-PM001 Bedside Patient Monitor

Separated Parameters Module  
7" Standard 5 Para Patient Monitor  
ECG, NIBP, SPO2, RESP, HR



### MN-PM002 ICU Patient Monitor

Separated Parameters Module  
12" Standard 6 Para Patient Monitor  
ECG, NIBP, SPO2, RESP, TEMP, HR



### MN-PM003 Patient Monitor

Separated Parameters Module  
12" Standard 6 Para Patient Monitor  
ECG, NIBP, SPO2, RESP, TEMP, HR



### MN-PM004 ICU Patient Monitor

Separated Parameters Module  
12" Standard 6 Para Patient Monitor  
ECG, NIBP, SPO2, RESP, TEMP, HR



### MN-PM005 Neonate Monitor

Separated Parameters Module  
15" Standard 6 Para Patient Monitor  
ECG, NIBP, SPO2, RESP, TEMP, HR



## Infusion Pump

### MN-IP001 Single Channel Infusion Pump

Channel:	Single
Pressure Range:	30Kpa-160Kpa (High, Middle, Low Adj.)
Security Classification:	Class I, BF type
MI/h: drop/min:	Auto Change
Dimension:	148*108*210mm
GW:	2.3 KG



### MN-IP002 Double Channel Infusion Pump

Channel:	Double
Flow Rate Range:	0.1-1200MI/h
Pressure Range:	30Kpa-160Kpa (High, Middle, Low Adj.)
Alarm Conditions:	Power switch/occlusion/air in tube/door open/infusion finished/low battery/no operate/tube error installed/no medicine liquid/tube spoilage
Dimension:	188*115*196mm
GW:	3.8 KG



### MN-IP003 Infusion Pump

4.3" Color TFT touch screen  
Infusion Mode: Rate, Time, Body-weight



### MN-IP004 Infusion Pump

4.3" Color TFT touch screen  
Infusion Mode:  
Rate, Time, Body-weight, TIVA, Drug library, Ramp up/down, Loading-dose, Sequence mode



### MN-SP001 Syringe Pump

High accuracy:  $\pm 2\%$   
4.3" colour touch screen  
Infusion modes: Rate, Time, Body-weight  
DERS (Drug error reduction system)



### MN-SP002 Syringe Pump

High accuracy:  $\pm 2\%$   
4.3" colour touch screen  
Infusion modes: Rate, Time, Body-weight, TIVA, Drug library, Ramp up/down, Loading-dose, Sequence mode  
DERS (Drug error reduction system)





## Ultrasound Machine

### MN-Ultra1 Basic B Ultrasound

Laptop Ultrasound Scanner  
15-inch LED screen, pretty, portable and light 2 probe connector  
Full digital imaging technology, crystal-clear Image  
3D Image function(optional) PC based, abundant functions  
Powerful image and report management Large volume storage  
Image and cine loop DICOM Multiple language Compatible with  
laser/inkjet printers Built-in battery(Work 5 hours)



### MN-Ultra5 3D/4D/5D Color Ultrasonic Diagnostic Apparatus

Ultrasonic host operating system: Windows 8 operating system  
Spectrum pulse Doppler  
Direction energy Doppler  
Real time three Synchronization  
Space composite imaging  
Organized harmonic imaging  
2B/4B mode  
Language: CN/EN/FR/SP/RU  
Monitor: 15 inches, high definition medical LED display  
Display 0-30° adjustable  
Physical clipboard: save the image on the left side of the screen,  
which can be directly saved or deleted.  
System is upgradable  
Presetting: For different inspections, preset inspection conditions  
for optimized images, reduce adjustments during operation, and  
commonly required external adjustments and combined  
adjustments  
Support real-time 3D function  
Two active probe connectors  
Support Trapezoidal imaging



## MN-Ultra7/MN-Ultra7A 3D/4D/5D Color Ultrasonic Diagnostic Apparatus

Operating system: Windows 8  
Pulse Wave Doppler  
Directional Energy Doppler  
Real-time triple synchronization  
Spatial Composite Imaging  
Tissue Harmonic Imaging  
2B/4B Imaging  
Support system languages: Chinese, English, French, Russian, Spanish.  
Standard monitor size: 21.5 inch, high-definition medical grade LCD display, and 13.3 inch touch screen  
Integrated clipboard: display the saved images at the bottom of the screen, which can be directly transferred or deleted  
With on-site upgradeable functions  
Preset conditions: For different inspections, preset inspection conditions for optimized images, reducing adjustments during operation, and commonly required external adjustments and combined adjustments  
Support real-time 3D imaging function (3D/4D/5D)  
Probe ports: 4 active  
Trapezoidal Imaging  
One-key auto optimization



## MN-Ultra8 High-end Color Ultrasonic Diagnostic Apparatus

Elastography  
TDI  
Anatomic M Mode  
Blood flow M(CM) Mode  
Auto IMT  
Panoramic Imaging  
Trapezoidal ,  
Deflection imaging  
Spatial compound imaging  
4D  
Free Hand 3D  
THI & FHI  
CW  
Puncture enhancement  
21.5inch LED display+13.3inch touch screen  
System Language: Chinese, English, Spanish, French, Russian,  
Vietnamese, Arabic, Portuguese, Indonesian, German



MN-Ultra3C Wireless B  
Ultrasound Machine



MN-Ultra4 Wireless B  
Ultrasound Machine



MN-300A Black/white Portable  
Ultrasound Scanner



MN-30P Black/white Full Digital  
Laptop Ultrasound Scanner



MN-300B Black/white  
Trolley Ultrasound



MN-M2  
Portable Color Doppler



**MN-M6**  
Trolley Color Doppler



**MN-M8**  
4D Trolley Color Doppler



**MN-220C**  
Digital Portable Colposcope



**MN-220B**  
Video Colposcope with Tripod



**MN-220A**  
Handheld Video Colposcope



**MN-3200**  
Color Transcranial Doppler system



## Defibrillator

### MN-DEF001 Multi-function Defibrillator

#### Display:

Screen Type: High-resolution display  
Screen Size: 7 inches (17.7 cm) diagonally  
Sweep Speed: 25mm/sec  
Information: Heart Rate, Lead/Pads, Alarm, On/Off, SpO2, AED  
Functions and Prompts Alarm Selection and Limits Delivered Energy.

#### Standard Function:

Defibrillator  
ECG Monitoring  
Battery  
SpO2 Module (Options):  
EtCO2 Module (Options):  
Pacemaker (Options):



### MN-DEF002 Basic Defibrillator

Type: Manual, Synchronized, Asynchronized,  
Output Waveform:  
Monophasic technology/Biphasic technology (optional)  
Energy Accuracy:  $\pm 1\%$   
Energy Selection: 0, 3, 5, 7, 10, 20, 30, 50, 100, 200, 300, 360 joule  
(nominal at a resistance of 50)  
Charging time: Maximum 8 seconds to 360 Joules  
Standard: Adult/Pediatric Paddles, Reusable external adult Paddles  
(pediatric paddles integrated)



### MN-DEF003 High End Defibrillator

Voice prompt  
Standard built-in Recorder  
Defibrillation discharge trigger recording  
The ECG waveform via paddle electrode  
Heart Rate, Lead, Alarm On/Off  
Delivered Energy Displayed on a screen  
Standard Li-ion battery  
Size: 7 inches (17.7cm) diagonally  
Defibrillator Biphasic/ Manual  
ECG





## ECG Machine

### MN-ECG001 3 Channel Electrocardiograph



3 Channel, 12 Lead ECG.  
7" touch screen

### MN-ECG002 6 Channel Electrocardiograph



6 Channel, 12 Lead ECG.  
4.3" touch screen

### MN-ECG003 12 Channel Electrocardiograph



12 Channel, 12 Lead ECG.  
10.2" color touch-screen

## Diathermy Machine

### MN-DM100V Diathermy Machine



Large digital display  
Small size, easy to carry, cost-effective  
Mono & bipolar working modes  
2 output control modes: foot & manual  
Automatic boot detection and error prompt function  
monopolar cutting: Pure cut, blend 1, blend 2  
monopolar coagulation: forced coagulation, spray coagulation  
Bipolar mode: Standard mode

### MN-DM300D Diathermy Machine



Two monopolar output ports  
4 monopolar cutting modes: pure cut, blend 1, blend 2, blend 3.  
3 coagulation modes: spray coagulation, forced coagulation, and soft coagulation  
3 bipolar output modes: macro mode, standard mode, fine mode.  
CQM contact quality monitoring system  
Simultaneous cutting and coagulation  
Electrosurgical pens and foot switch control

## Pulse Oximeter

### MN-H1



## BP Machine

### MN-BP002



The background of the slide is a faded, blue-tinted photograph of a large industrial facility, likely a factory or power plant, with numerous pipes, structural beams, and equipment visible. Overlaid on this background are several large, semi-transparent blue geometric shapes, primarily triangles and polygons, which create a modern, architectural feel. The text is positioned in the center-left area, overlaid on one of these blue shapes.

**05**

# **Imaging Equipment**

## Mammography



### MN-MA001 Mammography

- 1 High-definition and colorful display
- 2 Multiple function and easy operation
- 3 Radiationless, no-invasive, long life-time
- 4 Mouse action, convenient operation

#### x ray machine for Mammography :

1. Detect galactoceles accurately;
- 2 Detect intraductal papilloma;
- 3 Detect mammary duct ectasia and acute mastitis;
- 4 Detect proliferation of mammary gland and breast cancer.



### MN-MA002 Digital Mammography

large screen high resolution colorful display, low radiation, clear and bright image.

- 1 High-definition and colorful display
- 2 Multiple function and easy operation

#### Function:

- 1 Detect galactoceles accurately;
- 2 Detect intraductal papilloma;
- 3 Detect mammary duct ectasia and acute mastitis;
- 4 Detect proliferation of mammary gland and breast cancer.



## C-Arm Machine

### MN-CR001 Mobile C-arm System Machine



High quality combined high frequency high voltage xray generator reduces xray dose to body  
With function of kV, mA automatically track (ABS) in fluoroscopy to make the image brightness and clearness  
Real time continuous Pulse Fluoroscopy with low dose, but meet operation demand with clearness image

### MN-CR002 High Frequency Mobile C-arm System



Hand controller, Smart and compact design  
Human graphic operation interface  
Integrated computer workstation & rack  
Fully digital megapixel imaging system with high definition  
High quality X-ray source Multiple working modes, arbitrarily selected

### MN-CR003 High Frequency Mobile Digital FPD C-arm System



Using the latest dynamic flat panel detector (large field of view, high resolution, high dynamic range, low noise, no distortion, compact and lightweight).  
91" x 91" effective imaging area can meet various fluoroscopy clinical demands of common parts.  
Image processing software is based on GPU, the real-time image processing platform. It's a enhancement processing technology of image multi-resolution analysis, different parts of different image processing, and meeting the diverse demands of customers accurately.

### MN-CR004 High Frequency Mobile Digital C-arm System



Advanced functions of Images optimization, strengthen module, real-time displaying the clear clinical images.  
Professional working station has more image post-processing functions such as the image W/L adjustment, region of interest balance, GAMMA correction, flip, noise reduction, smoothing, sharpening etc.  
Two monochrome 19" flat-screen monitors clearly visualize the smallest anatomical details



### MN-CR005 HF Mobile Digital C-arm System (Flat Panel Detector)

Perfect image processing system with extraordinary function ensures what you get.

Built-in advanced image automatic optimum processing and enhancing module realize the sharp clinical image.

Based on the Laplacian pyramid algorithm to achieve image contrast enhancement and in-time tissue equalization.

## Digital X-Ray Machine



### MN-DX001 Digital X-Ray Machine

Structure using ergonomic design, compact appearance, convenient operation

With high frequency inverter to emit high quality X-ray and low dose on skin, and ensure excellent definition and contrast of pictures

With techniques of kV analog closed loop control, mAs digital closed loop control and micro-processing real-time control to ensure precision and repeatability of the dose

With kV, mAs two button adjustment, LCD display, multifunction of safety guard



### MN-DX002 Mobile Digital Radiography System

Super Electric Capacity ,Graphical Control Interface

Double Exposure Model Design

Integrated Workstation,Dual Motor Drive

Large Capacity Lithium Battery Pack

110V / 220V power both can be applied



### MN-DX003 Digital Radiography X-ray System

High Performance and Intelligent

Stable and Reliable image Chain

Floor mounted elevating table DR

Cloud Image Interconnection





### MN-DX004 2.5KW Mobile X-Ray machine

Fault automatic protection setting and fault alarming display.  
Parameters are automatically storage when power cut off.  
Adopt rotating beam limiting device to adjust the X-ray field and angle freely.  
Adopt manual controller and remote controller to do exposure.  
Optional:MN-DX004 mobile table for high frequency mobile Xray equipment.  
Equipped with built-in battery,can take 200 films when full charged.



### MN-DX005 HIGH FREQUENCY DIGITAL X-RAY MACHINE

Floor-mounted tube support and fixed table  
Graphical anatomy program,3D positioning guidance  
Self-adaptive screen,4-way floating bucky table  
Long vertical travel of X ray tube



### MN-DX006 Medical Diagnostic X-ray System

Adopt advanced pulse fluoroscopy technology,combined with high standard hardware configuration,Well integrated ultra low dose and ultra high quality images  
New automatic dose control system,obtain clearer image information with less radiation dose,reduce radiation exposure to doctors and patients.



### MN-DX007 High Level Medical Diagnostic X-ray System

The pioneer usher in intelligent radiation dose monitoring system  
Synchronous dose monitoring system of hardware and software.  
guaranteeing more accurate diagnosis  
Multiple fluoroscopy modes  
Instant exposure  
Lower dose to protect doctors and patients

## Dental X-Ray Machine

### MN-DXR001 Dental X-Ray



Spot: 0.4  
Tube Voltage: 65k  
Tube Current: 2.5mA  
Weight: 1.8 kg  
Battery: 2500mAh  
Exposure Time Rang:0.02-2s  
Line voltage: 100V-240/150Hz/60H

The background of the slide is a faded industrial scene, likely a manufacturing or processing plant, with various metal structures and equipment visible. Overlaid on this is a large, semi-transparent green geometric shape consisting of several overlapping triangles and polygons, creating a modern, abstract design.

# 06

## **Stainless Steel Medical Equipment**



MN-SUS001



Specification
1800*840*880mm
1400*400*880mm
1200*400*880mm

MN-SUS002



Specification
1000*1100*900mm

MN-SUS002A



Specification
880*530*850mm

MN-SUS002B



Specification
750*400*800mm

MN-SUS003



Specification
540*630*850*1180

MN-SUS004



Specification
1100*500*850*1180mm

MN-SUS005



Specification
760*520*1200mm
1400*520*1200mm

MN-SUS006



Specification
700*900*800*1100mm
600*400*900*1100mm

MN-SUS007



Specification
600*400*900*1100mm

MN-SUS008



Specification
600*300*900mm

MN-SUS009



Specification
600*400*900*1100mm

MN-SUS010



Specification
510*580*800mm

MN-SUS011



Specification
510*580*800mm

MN-SUS012



Specification
800*400*800*1100mm

MN-SUS013



Specification
880*340*850mm

MN-SUS014



Specification  
930\*550\*900mm  
835\*545\*850mm

MN-SUS015



Specification  
310\*610-750mm

MN-SUS016



Specification  
310\*610-750mm

MN-SUS017



Specification  
310\*610-750mm

MN-SUS018



Specification  
310\*610-750mm

MN-SUS019



Specification  
310\*610-750mm

MN-SUS020



Specification  
310\*610-750mm

MN-SUS021



Specification  
1025\*385\*1035mm

MN-SUS022



Specification  
1025\*765\*1220mm

MN-SUS023



Specification  
1180\*460\*260mm

MN-SUS024



Specification  
340\*355mm

MN-SUS025



Specification  
410\*320mm

MN-SUS026



Specification  
400\*300\*90mm

MN-SUS027



Specification  
400\*300\*90mm

MN-SUS028



Specification  
450\*450\*200-400mm

MN-SUS029



Specification  
480\*342\*600-1200mm  
480\*342\*600-1500mm  
480\*342\*750-2000mm



MN-SUS030



Specification
460*250*85mm
460*250*120mm
460*250*165mm

MN-SUS031



Specification
400*450*230-400mm

MN-SUS032



Specification
500*500*100mm

MN-SUS033



Specification
860*485*140mm

MN-SUS034



Specification
472*472*1150mm

MN-SUS035



Specification
600*430*745-800mm

MN-SUS036



Specification
600*430*900-900mm
820*550*900-900mm

MN-SUS037



Specification
885*595*900mm
805*455*900mm

MN-SUS038



Specification
560*560*135mm

MN-SUS039



Specification
900*500*1130mm

MN-SUS040



Specification
700*500*900mm

MN-SUS041



Specification
830*500*1000mm

MN-SUS042



Specification
860*480*915mm

MN-SUS043



Specification
600*430*745-800mm

MN-SUS044



Specification
600*430*745-800mm

MN-SUS045



Specification
830*490*970mm



**MN-SUS046**



Specification  
630\*400\*970mm

**MN-SUS047**



Specification  
630\*400\*970mm

**MN-SUS048**



Specification  
630\*400\*970mm

**MN-SUS049**



Specification  
730\*450\*1770\*920mm

**MN-SUS050**



Specification  
730\*450\*1770\*920mm

**MN-SUS051**



Specification  
730\*450\*920mm

**MN-SUS052**



Specification  
630\*400\*970mm

**MN-SUS053**



Specification  
730\*450\*920mm

**MN-SUS054**



Specification  
630\*430\*740\*890mm

**MN-SUS055**



Specification  
730\*450\*920mm

**MN-SUS056**



Specification  
630\*430\*795\*890mm

**MN-SUS057**



Specification  
600\*400\*920mm

**MN-SUS058**



Specification  
600\*400\*920mm

**MN-SUS059**



Specification  
425\*425\*723mm

**MN-SUS060**



Specification  
600\*417\*590mm

**MN-SUS061**



Specification  
600\*417\*590mm

MN-SUS062



Specification  
660\*417\*860mm

MN-SUS063



Specification  
730\*460\*920mm

MN-SUS064



Specification  
800\*480\*920mm

MN-SUS065



Specification  
750\*460\*960mm

MN-SUS066



Specification  
570\*450\*1090mm

MN-SUS067



Specification  
730\*410\*1060mm

MN-SUS068



Specification  
360\*410\*1050mm

MN-SUS069



Specification  
1060\*870\*1280mm

MN-SUS070



Specification  
1000\*900\*980mm

MN-SUS071



Specification  
1000\*920\*900mm

MN-SUS072



Specification  
660\*440\*960mm

MN-SUS073



Specification  
730\*460\*960mm

MN-SUS074



Specification  
650\*450\*960mm

MN-SUS075



Specification  
1110\*560\*965mm

MN-SUS076



Specification  
760\*660\*440\*980mm

MN-SUS077



Specification  
800\*450\*960mm

MN-SUS078



Specification  
800\*900\*950-1200mm

MN-SUS079



Specification  
900\*900\*950-1200mm

MN-SUS080



Specification  
855\*450\*210mm

MN-SUS081



Specification  
800\*440\*650mm  
880\*440\*650mm  
900\*480\*650mm

MN-SUS082



Specification  
800\*440\*650mm  
880\*440\*650mm  
900\*480\*650mm

MN-SUS083



Specification  
1065\*545\*970mm

MN-SUS084



Specification  
850\*440\*650mm  
880\*440\*650mm  
900\*480\*650mm

MN-SUS085



Specification  
800\*480\*650mm  
880\*440\*650mm  
900\*480\*650mm

MN-SUS086



Specification  
800\*480\*650mm  
880\*440\*650mm  
900\*480\*650mm

MN-SUS087



Specification  
600\*1700mm

MN-SUS087



Specification  
670\*450\*1700mm

MN-SUS088



Specification  
550\*900\*700mm

MN-SUS089



Specification  
800\*480\*1800mm

MN-SUS090



Specification  
800\*800\*1100mm

MN-SUS091



Specification  
1300\*430\*830mm

MN-SUS092



Specification  
1130\*784\*950mm



MN-SUS093



Specification  
1130\*794\*950mm

MN-SUS094



Specification  
1200\*800\*950mm

MN-SUS095



Specification  
940\*425\*955mm

MN-SUS096



Specification  
930\*900\*900mm

MN-SUS097



Specification  
820\*550\*950mm

MN-SUS098



Specification  
950\*550\*975mm

MN-SUS099



Specification  
930\*430\*950mm

MN-SUS100



Specification  
550\*950\*950mm

MN-SUS101



Specification  
990\*500\*950mm

MN-SUS102



Specification  
700\*590\*900mm

MN-SUS103



Specification  
490\*480\*900mm

MN-SUS104



Specification  
2000\*1400\*950-1850mm

MN-SUS105



Specification  
1800\*650\*950mm

MN-SUS106



Specification  
2000\*1400\*950-1850mm

MN-SUS107



Specification  
1800\*650\*950mm

MN-SUS108



Specification  
1800\*650\*950mm

MN-SUS109



Specification  
1800\*550\*950mm

MN-SUS110



Specification  
1800\*650\*950mm

MN-SUS111



Specification  
1550\*450\*950mm

MN-SUS112



Specification  
1000\*550\*950mm

MN-SUS113



Specification  
1800\*550\*950mm

MN-SUS114



Specification  
1800\*650\*950mm

MN-SUS115



Specification  
1215\*600\*1500mm  
1518\*600\*1800mm

MN-SUS116



Specification  
1215\*600\*1500mm  
1518\*600\*1800mm

MN-SUS117



Specification  
1200\*500\*1800mm

MN-SUS118



Specification  
1200\*500\*1800mm

MN-SUS119



Specification  
2000\*650\*2000mm

MN-SUS120



Specification  
1200\*500\*1800mm

MN-SUS121



Specification  
1200\*500\*1800mm

MN-SUS122



Specification  
2000\*650\*2000mm

MN-SUS123



Specification  
1100\*450\*1800mm

MN-SUS124



Specification  
1100\*450\*1800mm



MN-SUS125



Specification  
800\*400\*1800mm

MN-SUS126



Specification  
1100\*400\*1800mm

MN-SUS126-1



Specification  
1100\*250\*400\*1800mm

MN-SUS127



Specification  
1300\*600\*750mm

MN-SUS128



Specification  
1100\*450\*1800mm  
800\*400\*1800mm

MN-SUS129



Specification  
1100\*450\*1800mm  
800\*400\*1800mm

MN-SUS130



Specification  
1100\*450\*1800mm  
800\*400\*1800mm

MN-SUS131



Specification  
1100\*400\*1800mm  
800\*400\*1800mm

MN-SUS132



Specification  
1100\*1000\*200\*1800mm  
800\*500\*200\*1800mm

MN-SUS133



Specification  
1100\*400\*1800mm  
800\*400\*1800mm

MN-SUS134



Specification  
1100\*400\*1800mm  
800\*400\*1800mm

MN-SUS135



Specification  
900\*400\*1800mm

MN-SUS136



Specification  
1200\*600\* (850+100)  
1000\*600\* (850+100)  
1000\*600\* (850+100)

MN-SUS137



Specification  
1200\*600\* (850+100)  
1500\*600\* (850+100)  
1600\*600\* (850+100)

MN-SUS138



Specification  
1000\*700\*1000mm

MN-SUS139



Specification  
800\*600\*600\*1100mm

MN-SUS140



Specification  
1600\*600\*820/1100mm  
1200\*600\*820/1100mm

MN-SUS141



Specification  
600\*600\*830mm

MN-SUS142



Specification  
1500\*700\*1050mm

MN-SUS143



Specification  
2500\*900\*850mm

MN-SUS144



Specification  
600\*600\*800/1100mm

MN-SUS145



Specification  
600\*600\*800/1100mm

MN-SUS146



Specification  
2000\*800\*1230mm

MN-SUS146-1



Specification  
2000\*800\*1230mm

MN-SUS147



Specification  
1400/2000\*800/1000mm

MN-SUS148



Specification  
1400\*600\*1170mm

MN-SUS149



Specification  
1400/2000\*2400/1800\*950mm

MN-SUS150



Specification  
670\*410\*1200mm

MN-SUS151



Specification  
1830\*860\*1615mm  
2425\*950\*1615mm

MN-SUS152



Specification  
650\*550\*1040mm

MN-SUS153



Specification  
650\*480\*1030mm

MN-SUS154



Specification  
647\*517\*650mm

MN-SUS155




Specification
1050*1000*140mm

MN-SUS156



Specification
1300*1000*1200-1500mm

MN-SUS157



Specification
580*390*130mm
580*390*160mm

MN-SUS158



Specification
530*380*130mm
530*380*160mm

MN-SUS159



Specification
170*140mm
200*160mm
230*175mm
260*190mm
300*200mm

MN-SUS160



Specification
450*300*33mm
310*240*31mm
260*200*30mm
230*170*28mm

MN-SUS161



Specification
310*240*31mm
300*190*30mm

MN-SUS162



Specification
310*240*31mm
300*190*30mm

MN-SUS163



Specification
150*100*45mm
200*110*45mm
250*160*45mm
300*200*55mm

MN-SUS164



Specification
150*100*45mm
200*110*45mm
250*160*45mm
300*200*50mm

MN-SUS165



Specification
120mm/120*120mm
140mm/141*120mm
160mm/160*154mm

MN-SUS166



Specification
230*80*55mm

MN-SUS167



Specification
120*45mm
140*50mm
160*50mm

MN-SUS168



Specification
500ml/100*110mm
1000ml/130*160mm
2000ml/130*200mm

MN-SUS169



Specification
250*120*100mm/350 g

MN-SUS170



Specification
360*280*97mm/850 g

MN-SUS171



Specification
460*250*50mm

MN-SUS172



Specification
300*200*100mm

MN-SUS173



Specification
330*290*70mm

MN-SUS174



Specification
380*95*75mm



**RYAN PLUS MEDICAL EQUIPMENT TRADING L.L.C**

**Tel: +971 56 2885 652 (Phone, WhatsApp)**

**Email: [info@ryan-plus.com](mailto:info@ryan-plus.com)**

**Address: Office 108 - 31, Stadium Point, sport City, Dubai, U.A.E**